

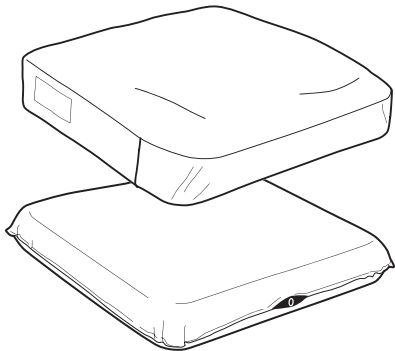


VARILITE®

IMPORTANT PRODUCT INFORMATION

Non-Adjustable Seating System

Instruction Manual



Supplier: *Please ensure the user of this wheelchair cushion receives and understands this important product information.*



Table of Contents

This Instruction Manual explains how to care for and maintain VARILITE Non-Adjustable Seating Systems.

Warning	page 3
How to Use Cushion	page 4
Recommended Sitting Position	page 5
Seating System Care	page 6
Seating System Cleaning	page 7
Checking for a Puncture	page 8-9
Thank You	page 10
Warranty Registration	page 11

Important Note for Suppliers:

Please provide the User or Caregiver with this manual.

Important Note for VARILITE Seating System Users and Caregivers:

Please keep this manual for future reference.

If you do not understand this instruction manual or if you have any questions, please contact VARILITE Customer Service at 1-800-827-4548.

 **WARNING**

When changing seat or back supports, it may be necessary to consult a therapist or seating professional to have minor adjustments made to your wheelchair and secondary supports, as wheelchair systems can vary greatly.

Skin checks should be performed regularly to monitor skin redness, particularly around bony prominences. Contact your health care provider immediately if persistent redness is noted.



How to Use Cushion

Air-Release Device

A built-in air-release device (patent pending) automatically releases a portion of air when you sit on the cushion. The air-release device allows a fixed amount of immersion and prevents bottoming out.

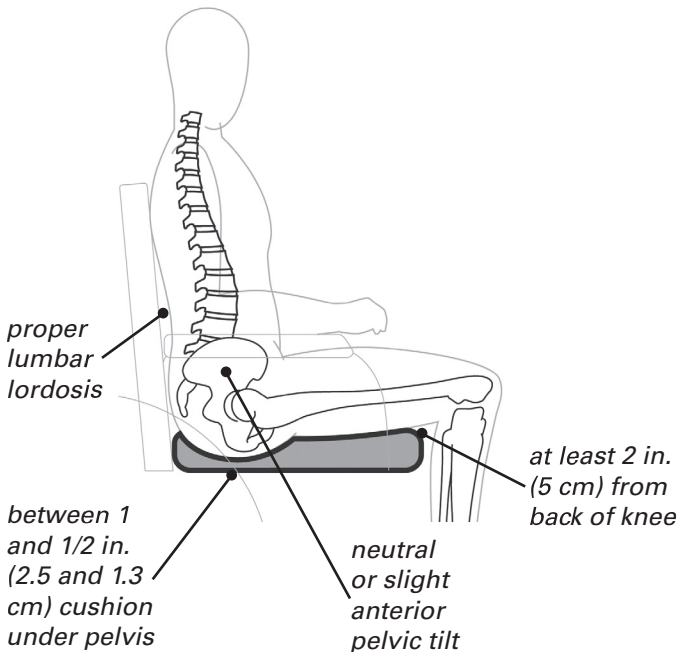
Inflating Cushion

Your cushion needs to be unweighted to inflate. (You should not be sitting on the cushion at this time.) Each time weight is taken off the cushion, it automatically re-inflates.

Sitting on Cushion

1. Begin with the cushion on the wheelchair, fully inflated.
2. Transfer onto wheelchair. Sit in the recommended sitting position. (see diagram on page 5)
3. You will sink down approximately 2 inches (5 cm) until a fixed amount of air is released.

Recommended Sitting Position





Seating System Care

Care for All VARILITE Seating Systems

VARILITE cushions and covers should be used in conjunction with one another. The cover serves to protect the cushion from punctures, burns and being soiled.

Never expose your *VARILITE* cushion to sharp objects. Never store sharp or heavy objects on top of your seating system.

Never store your seating system in conditions of extreme heat or exposure to direct sunlight for long periods of time.

Seating System Cleaning

Cleaning for All VARILITE Seating Systems

Clean the **cushion** by wiping with a damp cloth.

The cushion **cover** can be removed and machine washed. Refer to the cushion cover's tag for specific instructions. Air dry.

Additional seating **components** such as Wave Bases, Contoured Bases, or Wedges can be cleaned with soap and warm water. Do not saturate. Air dry.



Checking for a Puncture

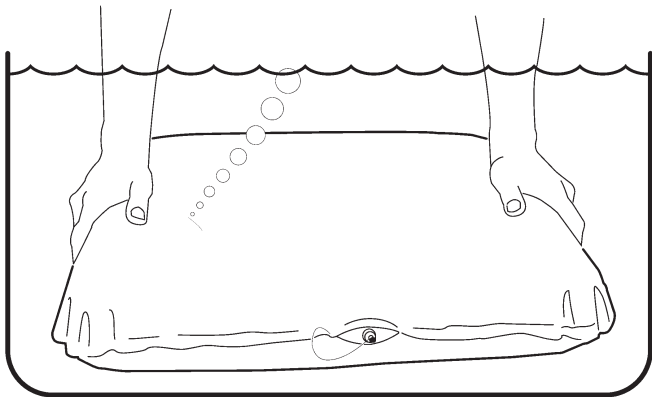
Visual Inspection

1. Begin with the cushion fully inflated.
2. Remove cushion cover.
3. Visually inspect cushion for punctures.
4. Contact the company that provided you with the cushion, or contact *VARILITE* customer service immediately if you find your cushion has been punctured.
5. If no visible punctures are found, you will need to perform a dunk test. Follow Dunk Test Instructions on page 9.

Non-Adjustable Seating System Instruction Manual

Dunk Test Instructions

1. Fill a large sink or tub with several inches of water.
2. Begin with the cushion fully inflated.
3. Remove cushion cover.
4. **Insert red plug into round opening in back of cushion.**
5. Submerge cushion in the sink or tub of water.
6. If the cushion is punctured, you should see small air bubbles coming from the location of the puncture.
7. Contact the company that provided you with the cushion, or contact *VARILITE* customer service immediately if you find your cushion has been punctured.





Thank You for Choosing VARILITE!

We know you will be pleased with the quality, performance and design of your VARILITE product. VARILITE systems offer unparalleled pressure relief, stability and positioning support to enhance function and performance. To learn more about VARILITE, visit www.varilite.com.



Non-Adjustable Seating System Instruction Manual

Warranty Registration

Be sure to complete the Warranty Registration form that came with this seating system, or complete the Warranty Registration form online:

http://www.varilite.com/forms_warrantyreg.aspx



4000 1st Ave South
Seattle, WA 98134
1-800-827-4548

www.varilite.com

©2006 Cascade Designs Inc.

Printed in U.S.A. on recycled paper P.N. 30-137

Authorized EU Representative: Cascade Designs, Limited
Dwyer Road, Midleton, Co. Cork
Republic of Ireland; Retain this address

