

ICON™ BACK SYSTEM
featuring VariLock™ hardware



PLAYA HUGLAUGH TIRAVEL DANCELOVES
WORKS TIVEL AX EXPERIENCEROI SHOP



Innovation, Versatility & Comfort

For many wheelchair users, a solid back system is essential for proper positioning. It supports the spine and positions the pelvis. Lateral supports of the back system keep the user stable. The back system provides a mounting structure for headrests, thoracic supports, chest harnesses and hip belts. Pads, blocks or other positioning accessories that attach to the back help accommodate kyphosis, scoliosis, abnormal tone and other conditions.

Proper positioning and postural support are essential for the health and well-being of wheelchair users. Respiration, digestion, swallowing and pain management all improve when the trunk is supported. Allowing greater participation in Activities of Daily Living, the right back system enhances the wheelchair user's overall comfort and their ability to interact socially.

Wheelchair sling upholstery often is inadequate for proper positioning and postural support. Selecting the right solid back system is one of the most important decisions to be made when completing setup of the wheelchair.

Designed with the user, clinician, technician and caregiver in mind, the Icon Back System provides the best solution for those who demand fast installation, adjustment versatility and simple operation. The Icon Back System is available in a wide variety of styles and sizes, each with our VariLock hardware and an adjustable VARILITE air-foam floatation cushion for superior comfort.



Simplicity

The Icon Back System installs quickly and easily on a wheelchair. Only two components need to be attached to the wheelchair—all others are pre-installed. Even better, all adjustment screws are the same size and only a single tool is needed.*

Our hardware provides a wide range of seat depth adjustment, without the need for special extra-length parts. Posterior seat depth can be increased or anterior depth increased by reversing the hardware components.



Ease of Use

The Icon Back System is designed for users on the go, and our VariLock hardware makes operation simple and easy. Slide Caps stay in the open position until the back is removed, making it simple to remove the support with one hand or limited dexterity. The hardware guides the back support into position upon insertion and our sliding mechanism makes closure a breeze.



* The Integrated Permanent Mount System requires a 3/32 in. hex key (included).

PELVIC AND LUMBAR SUPPORT FOR A USER WITH GOOD TRUNK CONTROL

Combines Icon Back System hardware with a sleek, low profile look.

The Icon Back System Low is an ideal lightweight solution for users needing lower trunk support and the full adjustment capability of a larger style of back. The upper body is unimpeded, which allows full range motion of the upper body and trunk, and improves Activities of Daily Living. The shell curves around the sides of the body for mild lateral support, while the accompanying enhanced rollover cushion protects the user and provides maximum comfort.



Mid

MIDTHORACIC SUPPORT FOR A LARGE RANGE OF BODYTYPES

Provides support and positioning to improve trunk control and decrease fatigue.

The Icon Back System Mid supports the user to just below the scapula so the back does not interfere with arm movement during propelling or other activities. The Icon Back System Mid shell provides mild lateral support. Secondary supports attach easily if more aggressive support is required. The back features an enhanced rollover cushion to protect the user and for added comfort.



FULL THORACIC COVERAGE FOR MODERATE TO MAXIMUM SUPPORT

Well suited for users needing additional support, or with a tilt-recline system.

The Icon Back System Tall supports the back to the top of the shoulders, including the scapula, which is ideal for users with decreased trunk control. The curved shell provides moderate back support. Lateral supports can be easily mounted using existing vertical shell slots. Headrests can be installed onto the aluminum shell for more positioning options.



Deep

FULL THORACIC COVERAGE AND DEEP LATERAL SUPPORT

Ideal for users needing maximum support.

The Icon Back System Deep supports a user's back to the top of the shoulders, including the scapula, with extra lateral support at the thoracic trunk. The deep contour of the back provides more lateral support for users with poor trunk control. Headrests and other secondary supports can be installed onto the aluminum shell.

Closed-cell foam PSIS (posterior superior iliac spine) blocks and Supplemental Lateral Pads can be attached to the shell for additional support and a customized fit.



Secure Adjustability

Angle, depth, width and height adjustments are simple and easy. All adjustment screws are accessible from the rear of the back system and adjustments can be made while the user is seated in the wheelchair. Only one tool is needed.*

Once adjusted, Icon Back System hardware stays in place. Cane brackets clamp securely and will not slip. The innovative adjuster plate mechanism for recline is positive locking to prevent the back support from moving during Activities of Daily Living.



Angle Adjustment

Icon Back System hardware allows for $\pm 20^\circ$ of angle adjustment.

Depth Adjustment


Depth can be adjusted 1.5 in. (4 cm) by moving the Holster along the Cane Bracket.

Width Adjustment

Lateral position is adjusted by moving the Slide Brackets. The Slide Brackets adjust up to 1 in. (2.5 cm), making it possible to install on wheelchairs 1 in. (2.5 cm) wider or narrower than the width of the back system.

Height Adjustment





Height adjustments can be made by moving the Shell Brackets along the vertical shell slot.



* The Integrated Permanent Mount System requires a 3/32 in. hex key (included).

Seat Depth

The Icon Back System provides an excellent amount of seat depth yet also allows for growth by offering four different installation configurations. Changing the configuration is as easy as reconfiguring the position of the Cane Brackets and Slide Brackets.

Extra Depth Installation	Basic Installation	Growth Installation	Extra Growth Installation
			
<p>Cane Brackets: Rearward position</p> <p>Slide Brackets: Rearward position</p> <p>Seat Depth: +1.5 in. (4 cm) Depth from basic installation</p>	<p>Cane Brackets: Rearward position</p> <p>Slide Brackets: Forward position</p> <p>Seat Depth: Up to 1.5 in. (4 cm)</p>	<p>Cane Brackets: Forward position</p> <p>Slide Brackets: Rearward position</p> <p>Seat Depth: +4 in. (10 cm) depth reduction from basic installation</p>	<p>Cane Brackets: Forward position</p> <p>Slide Brackets: Forward position</p> <p>Seat Depth: +5.5 in. (14 cm) depth reduction from basic installation</p>

Cane Brackets Forward



Slide Brackets Forward



Cane Brackets Rearward



Slide Brackets Rearward



Rollover Cushion

The Icon Back System features an innovative rollover cushion to protect the user from contact with the edge of the shell during extension or weight shifting activities. The cushion is secured inside the cover so it stays in place. The wheelchair user can perform Activities of Daily Living with confidence and in comfort.

Low and Mid models include enhanced rollover cushions. Specialized padding in the cover provides extra protection.



Air & Dual-Stiffness Foam

The Icon Back System incorporates a VARILITE air-foam floatation cushion. Sculpted foam fits the shell contour without bunching. Multi-stiffness foam is thickest along the vertebral column. Soft foam protects the sensitive areas of the spine while firmer foam supports the sides of the trunk. A two-way air valve allows air in and out of the cushion for a custom fit and adjustable comfort.



Breathable Fabric

Spacer knit fabric on the outside of the cover increases air-flow between the user and the back support. Reticulated foam sewn under the spacer knit fabric provides additional air exchange plus pressure distribution. The Icon Back System cover meets ISO 7176-16 ignition resistance standard for upholstered wheelchair components. The cover is machine washable.



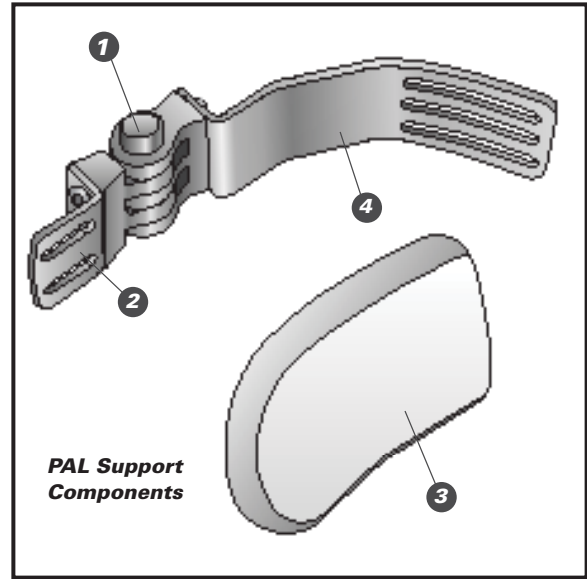
Accessibility

Additional support can be added to the Icon Back System. The vertical slots can be used to attach VARILITE PAL™ Swing-Away Thoracic Supports, or any other secondary supports. The slots also allow the technician to work around stabilizer bars, accessories or obstructions when attaching Icon Back System hardware to the wheelchair.



PAL Swing-Away Lateral Supports

VARILITEPAL Swing-Away Thoracic Supports are designed to complement Mid and Tall models. PAL (Positive Action Lateral) supports allow hinge angle, pad rotation and horizontal pad adjustments for a precise fit. All PAL Swing-Away Lateral Supports include a neoprene protective cover that attaches easily to the PAL push button hinge.



1. Push Button Hinge

Easily activated push button unlocks the PAL swing-away hinge mechanism. Positive Locking Action indicates when the hinge is securely locked. Simple hinge angle adjustment provides up to 225° of swing.

2. Pad Bracket

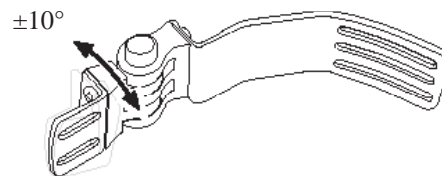
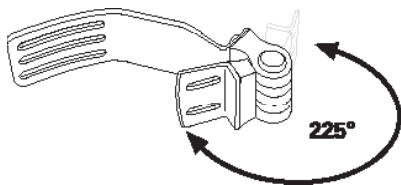
Constructed of steel for strength, pad bracket attaches securely to the pad. Easy adjustment allows $\pm 10^\circ$ of vertical pad rotation. Pad brackets are available in short, long and offset sizes.

3. Pad

Pads are available in contoured or linear styles, in three sizes. Closed-cell foam with a steel insert that allows horizontal pad adjustment. Pad foam is protected with a removable, machine washable cover.

4. Shell Bracket

Constructed of steel, the shell bracket is mounted to the inside of the Low or Mid shell. The low profile bracket is less than 1/8 in. (3mm) thick.



Fixed lateral supports are available for situations when a swing-away lateral is not required. Fixed lateral supports consist of shell bracket and pad.

Additional Supports

Users who need extra support for correct positioning can utilize the PSIS Block or Supplemental Lateral Supports attached to the shell of their Icon Back System. The supports can be positioned within the shell using hook and loop. The PSIS Block and Supplemental Lateral Supports can be added as an accessory to the Low, Mid, Tall and Deep models.

PSIS Block

The PSIS (posterior superior iliac spine) Block provides support to the sacrum at the PSIS level, promoting anterior pelvic tilt and spinal extension.

Supplemental Lateral Supports

The Supplemental Lateral Pads help users who lean to one side maintain an upright position.



Cushions and Covers

Users needing a backup cushion or cover can purchase the washable spacer knit fabric cover and air-foam cushion separately from the back system. Covers can be purchased as a single item, or with the cushion. Cushions are covered by the 2 year warranty.

Modesty Kits

Users needing extra coverage between the back support and wheelchair seat can purchase a modesty kit that attaches to the shell of the back system and the seat of the wheelchair. Modesty kits provide extra coverage for the user, while appearing integrated into the back support.



Integrated Permanent Mount System

Those who wish to permanently mount their back system can utilize the Integrated Permanent Mount System found on the Holsters. Only two screws are required (included).



Safety

VariLock Hardware holds the back support securely on the chair. Slide Caps lock securely in place when closed and orange safety markings alert the user or caregiver when the Slide Caps are open.




Resistance to Flammability

Flammability testing has been performed on Icon Back System cushions and covers by an independent laboratory according to the requirements of ISO 7176-16 standard for resistance to ignition of wheelchair upholstered parts. The ISO standard specifies requirements and test methods to assess the resistance of the cover and cushion to ignition by cigarette and match. Icon Back System cushions and covers meet ISO 7176-16 standard.















Crash-Tested

VARILITE product development supports industry safety initiatives. Icon Back Systems have been dynamically tested for safe use in motor vehicles by an independent transportation center. Icon Back System Tall and Icon Back System Deep have been tested and meet the requirements of ANSI WC20/Vol 4 and conform with ISO 16840-4 for the safe use of seating devices for use in motor vehicles when used with a wheelchair base that complies with the performance requirements of ANSI WC 19 or ISO 7176-19.

For more information about the safe use of wheelchairs in a motor vehicle, please visit www.varilite.com to download the *RideSafe* Brochure.



Icon Back System Selection Guide

	Low	Mid	Tall	Deep
Cushion Composition	Air-Foam Floatation	Air-Foam Floatation	Air-Foam Floatation	Air-Foam Floatation
Shell Composition	aluminum	aluminum	aluminum	aluminum
Hardware Composition	metal	metal	metal	metal
Cover Type	spacer knit	spacer knit	spacer knit	spacer knit
Enhanced Rollover Cover				
Valve Type	standard	standard	standard	standard
Back Angle Recline	20°	20°	20°	20°
Attachment Points	two	two	two	two
Lower Trunk Positioning				
Upper Trunk Positioning				
Lateral Trunk Positioning				
Lateral Support Compatible				
Weight (18 in./45 cm) (includes all hardware)	3.5 lbs (1.54 kg)	4.4 lbs (2.3 kg)	5.6 lbs (2.9 kg)	6.5 lbs (3.3 kg)
Maximum User Weight	300 lbs (136 kg)	300 lbs (136 kg) 400 lbs (181 kg) Bariatric Sizes	300 lbs (136 kg)	300 lbs (136 kg)
Pediatric Sizes				
Bariatric Sizes				
HCPCS Code	E2613	E2615/E2616	E2615	E2620



A Division of Cascade Designs, Inc.

4000 1st Avenue South
Seattle, WA 98134
Phone: (800) 827-4548
Fax: (206) 343-5795
www.varilite.com

Authorized EU Representative:
Cascade Designs, Limited
Dwyer Road, Midleton, Co. Cork
Republic of Ireland



© 2013 Cascade Designs, Inc. 70-092

HIKEACHIEVEHUGLAUGHTIRAVELDANCER
SINGWORKSOTLIVERBELAXFERIENOCER